

BANJAR
WIJAYA

ESTRELA RUKO

www.banjarwijaya-sinarmasland.com

 Banjar Wijaya - Sinarmas land  Banjarwijaya.sinarmasland

Member of



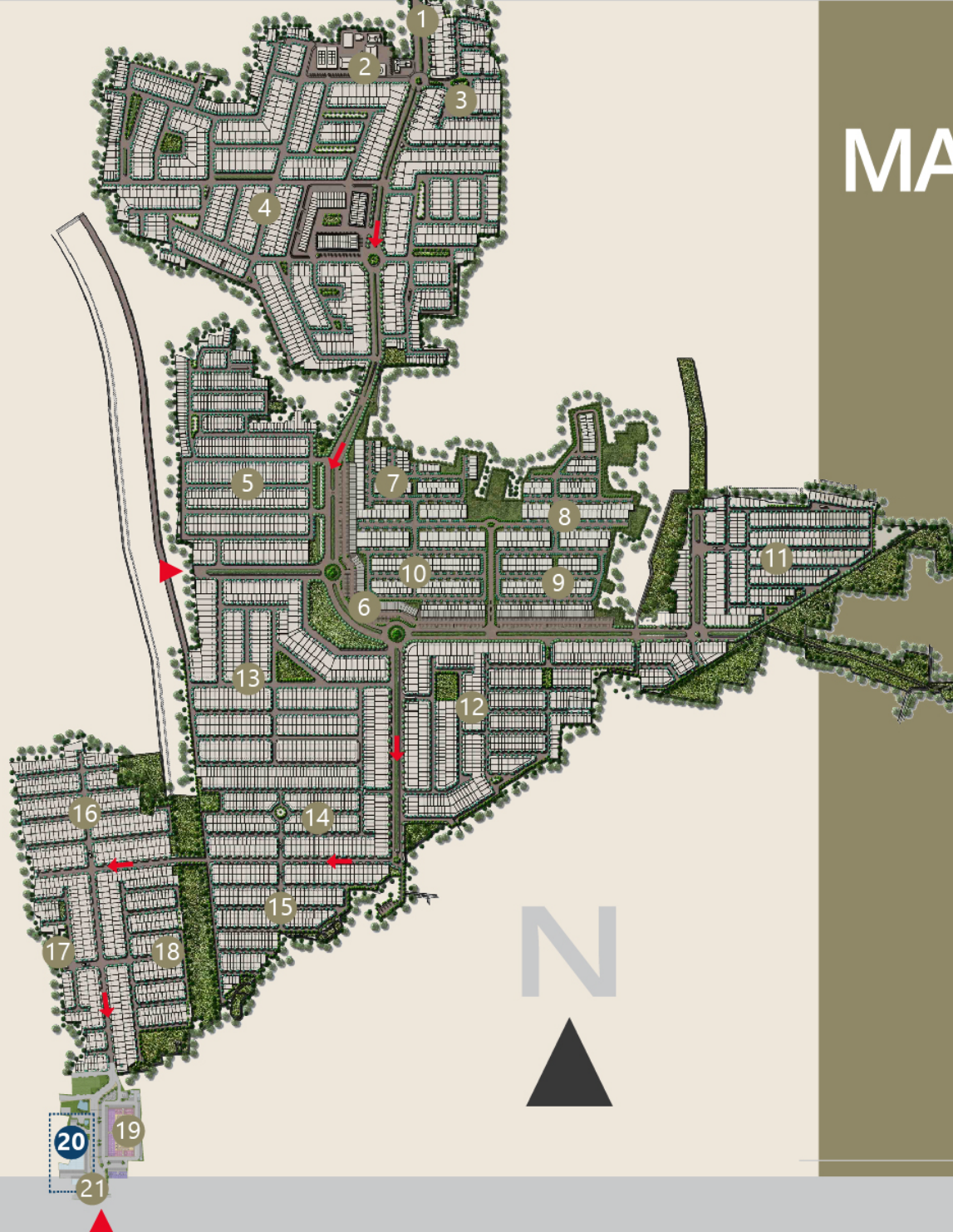
sinarmas land
Building for a better future

PETA LOKASI



Ke Tangerang ← → Ke Ciledug

MASTERPLAN




1. Front Gate
2. MARKETING OFFICE
3. Cluster Victoria
4. Plot A
5. Cluster Cemara
6. Ruko Azores
7. Cluster MALBERRY
8. Cluster Alden
9. Cluster Hazel
10. Cluster ANIGRE
11. Cluster Italy
12. Cluster Yunani
13. Cluster Asia
14. Cluster Nusantara
15. Cluster Grassia
16. Cluster Cattleya
17. Cluster Viola
18. Cluster Krisan
19. Pasar Modern
20. **RUKO ESTRELA**
21. Secondary Gate

**RUKO
ESTRELA**

N

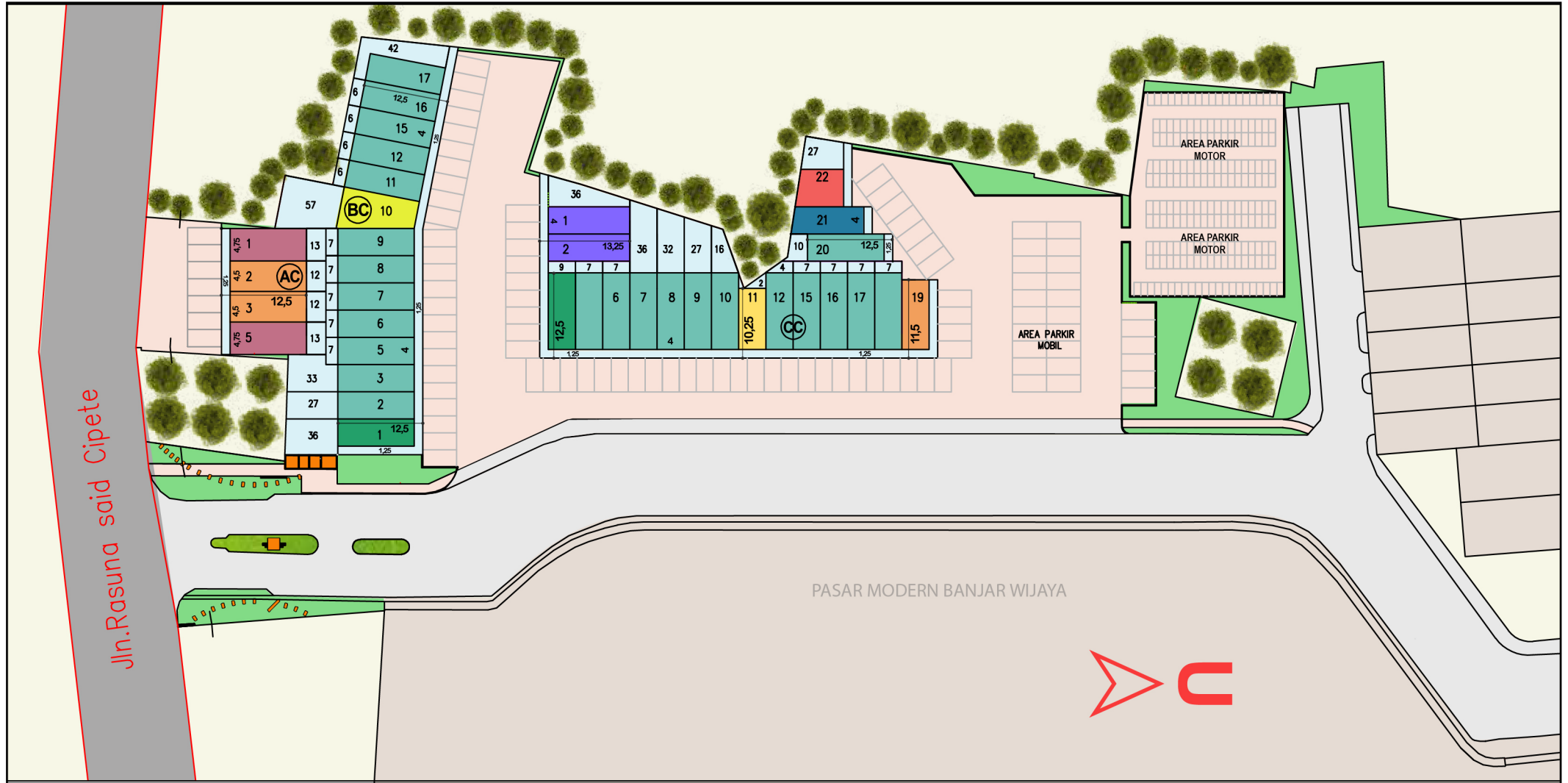


SITE PLAN RUKO ESTRELA













ESTRELA
RUKO

SITE PLAN



Keterangan :

- | | | | | | | | |
|--|------------------------|---|------------------------|---|------------------------|---|--------------------------|
|  | : LB 89M ² |  | : LB 107M ² |  | : LB 127M ² |  | : Teras/ Kelebihan Tanah |
|  | : LB 93M ² |  | : LB 114M ² |  | : LB 130M ² | | |
|  | : LB 100M ² |  | : LB 120M ² |  | : LB 135M ² | | |





Banjar Wijaya merupakan proyek Sinarmas Land berjarak 200M dari pintu Toll Jorr 2 Kunciran - Soetta, terletak di Kota Tangerang.

Banjar Wijaya memiliki sistem keamanan 24 jam, dekat dengan mall / shopping area, rumah sakit, dan memiliki sport club premium. Banjar Wijaya telah dihuni sekitar +/- 4.500 KK.

TAMPAK RUKO ESTRELA



ESTRELA
RUKO



RUKO ESTRELA FROM HIGH VIEW





RUKO ESTRELA FROM HIGH VIEW



ESTRELA
RUKO




SECONDARY GATE & AKSES TOLL JORR KUNCIRAN - SOETTA



FASILITAS RUKO ESTRELA



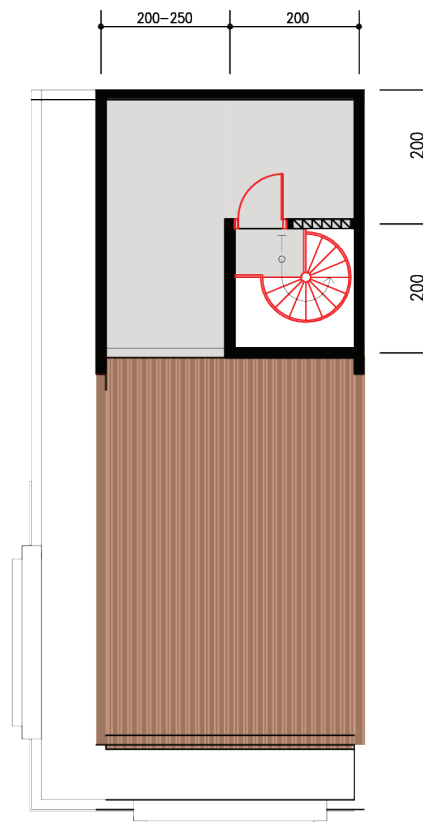
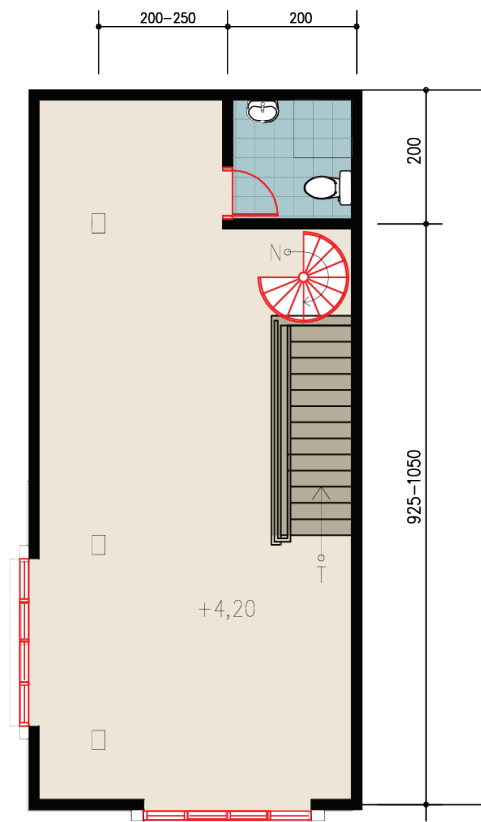
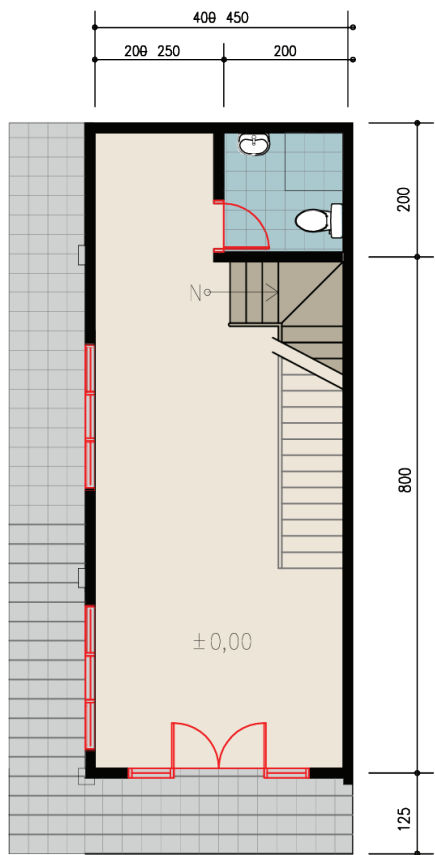
Area Parkir +/-
100 Mobil dan +/-
190 Motor



Pintu Masuk/
Keluar dengan
sistem OPEN
TRAFFIC

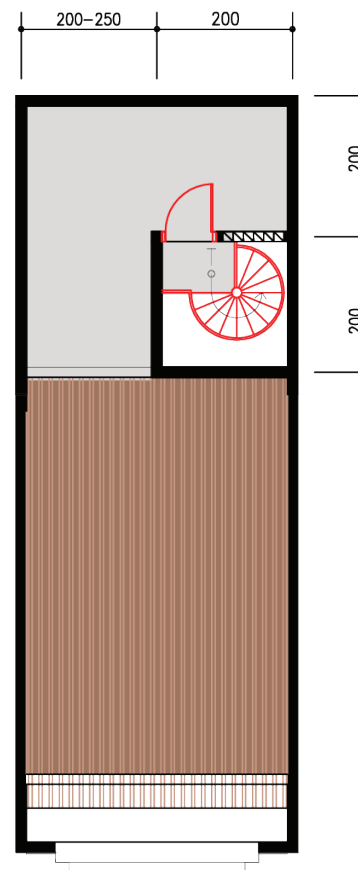
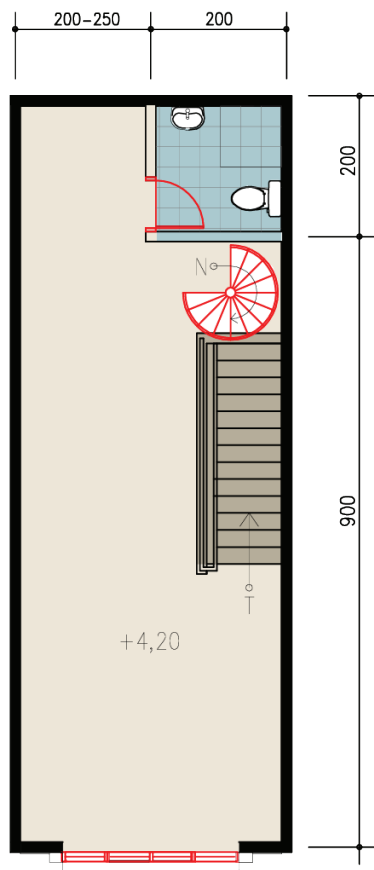
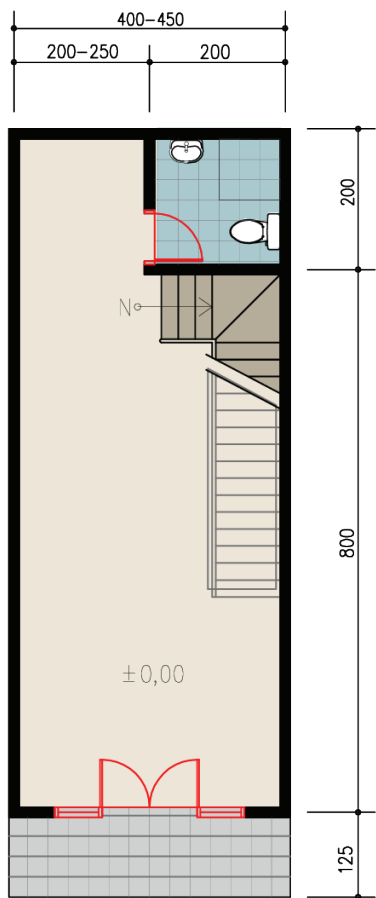


Sistem
Keamanan
24 Jam



RUKO ESTRELA TYPE HOOK

Uk. 5,25 x
11,5~12,5



RUKO ESTRELA TYPE STANDARD

Uk. 4~4,75 x
10,25~12,25

SPESIFIKASI

RUKO ESTRELA

Pondasi	: Tiang Pancang
Struktur	: Beton Bertulang
Dinding	: Batu Bata / Bata Ringan Plester Aci Finish Cat
Lantai	: Keramik / Homogenius Tile
Atap	: Rangka Baja Ringan Penutup Atap UPVC/ Metal
Kusen & Jendela	: Alumunium
Pintu Jendela Depan	: Kaca Frameless Lainnya Engineering Wood
Plafond	: Rangka Metal Furing / Hollow Penutup Plafond Gypsum /GRC Board
Sanitair	: ex: Toto/Amstad/Setara
Air	: PDAM / Sumur Pantek
Daya Listrik	: 2200 VA

BANJAR WIJAYA

www.banjarwijaya-sinarmasland.com

 Banjar Wijaya - Sinarmas land  Banjarwijaya.sinarmasland